

STEINER 
Nothing Escapes You




STEINER Military 3x32

Battle Sight



USER'S MANUAL

 English

CONTENTS

Introduction	2
Battery Replacement	3
Mounting to the Weapon	3
Focus Adjustment	4
Sighting In	5
Specifications	6

INTRODUCTION

The STEINER Military 3x32 Battle Sight is a tough, yet compact optic made particularly for assault rifle. With its 3x magnification and illuminated STEINER Rapid Dot reticle, it provides quick target acquisition for close-in or fast moving targets, but it also has easy to use drop-compensation features for when you need accurate shots out to 700 m. The sight delivers a generous FOV of 9.57 at 100 m.

The Military 3x32 Battle Sight is waterproof, shockproof, fogproof with fully-multi-coated lenses for brightness and clarity. When non-illuminated, the reticle is black, in lighted modes it is red illuminated. The reticle can be



used in various function areas and multiple brightness settings can be used depending on light conditions: non-illuminated, daylight, lowlight and Night Vision mode for use with NV goggles. The sight comes with two flip-up lens covers. For tactical versatility, it has a short integral Picatinny rail for accessories.

ILLUMINATION/BATTERY REPLACEMENT

The Military 3x32 Battle Sight is powered by a commercial available CR2032 Lithium battery that delivers 200 hours of life at the highest power settings, and approx. 500 hours at medium setting. The battery compartment is located inside the illumination selector knob on top of the sight.

There are five daylight adjustment settings that can be chosen by turning the knob clockwise. By turning the knob counter clockwise, three levels of lowlight and two NV1/NV2 levels (if used in combination with NV-devices) can be selected.

To open the compartment, simply use a coin or other tool to turn the cap counterclockwise.

Drop in the replacement battery with the positive (+) face up, and re-tighten completely. It is important to remember the lid must be in place, and sufficiently tight to maintain the waterproof capability of the Military 3x32 Battle Sight.

MOUNTING TO THE WEAPON

The sight comes factory-ready to mount to a Picatinny rail system MIL-STD 1913.



Open the mount and put the optics on the rail to check if it is positioned properly. The normal eye relief of the Military 3x32 Battle Sight is 76.25 mm.

FOCUS ADJUSTMENT

The Battle Sight has a diopter adjustment ring on its ocular end which is used to sharpen reticle focus to your preference.

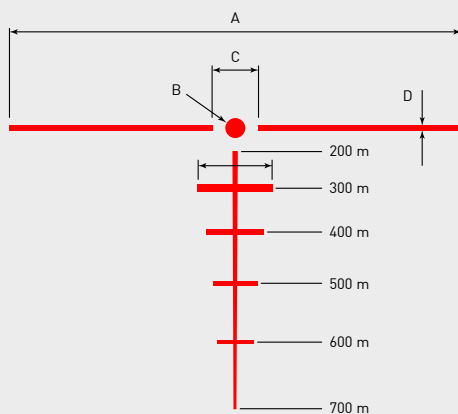
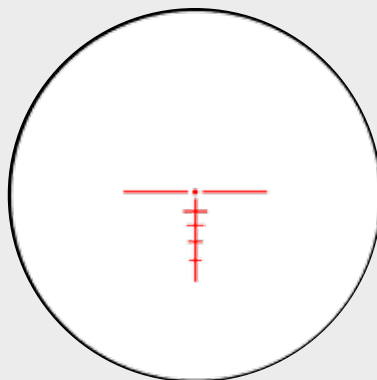
SIGHTING IN

We recommend sighting in for 100 m since the Ballistic Drop Compensation assumes that distance. Click values are 1/2 MOA and the sight has 50 total MOA of adjustment at that distance.

Be sure you have a safe location for sight in. Bore sight by using a commercial available bore sighting tool, but if you cannot – try this. Place the weapon in a shooting rest with the bolt and carrier removed, and the stock assembly angling down and out of your way. Align the reticle on the bullseye and then view down the bore to determine rough bullet placement. Fire a few shots. Make corrections as necessary using the adjustment knobs that have bulletstrike directional arrows. Continue until the sight is zeroed and then replace the adjustment knob caps.

RAPID DOT ILLUMINATED RETICLE

FOR CAL 5.56



UNITS	mrad	in/100yd.	cm/100 m
A	10.0	36.0	100.0
B (1×/5×)	1.6/0.32	4.8/1.0	16.0/3.2
C	1.0	3.6	10.0
D	0.13	0.47	1.3

STEINER-OPTIK GmbH
Dr.-Hans-Frisch-Str. 9
95448 Bayreuth
GERMANY
Phone: +49 921 7879-0
Fax: +49 921 7879-88
E-Mail: military@steiner.de

Item Number V0000375

www.steiner-defense.com

BERETTA DEFENSE TECHNOLOGIES

Your First Line of Defense

IBDT



BERETTA

 Benelli

sako

STEINER 

www.berettadefensetechnologies.com